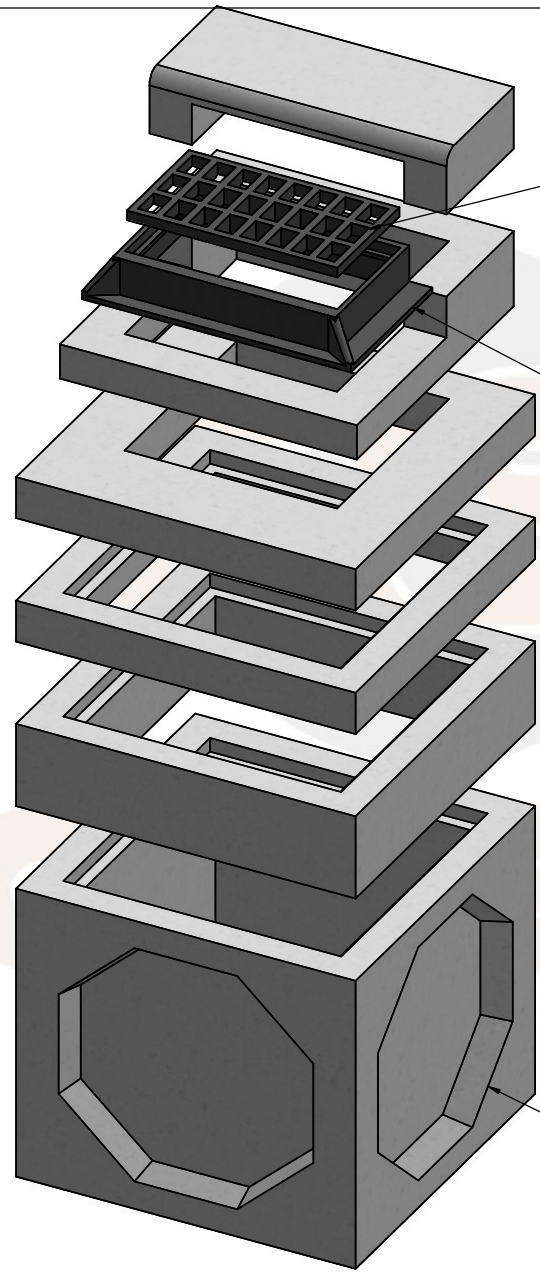


Description	Product Code	Weight (Lbs.)
Bases		
36" x 36" x 36" ID Knockout Base	363636BKO	2,980
36" x 36" x 36" ID Base	363636B	4,310
36" x 36" x 48" ID Knockout Base	363648BKO	3,960
36" x 36" x 48" ID Base	363648B	5,360
Risers		
36" x 36" x 6" ID Riser	36366R	485
36" x 36" x 12" ID Riser	363612R	1,010
36" x 36" x 24" ID Riser	363624R	2,060
36" x 36" x 36" ID Riser	363636R	3,110
Slab Top		
36" x 36" x 6" Slab Top with 30" x 30" Opening	36366ST3030	735
Mid Section		
30" x 30" x 11" Mid Section	303011M	580
Top Section		
18" x 42" x 9" Curb Top	18429CT	400

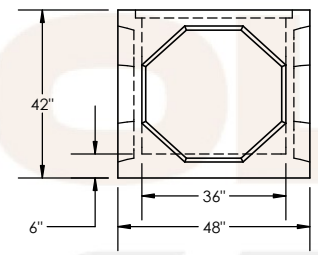
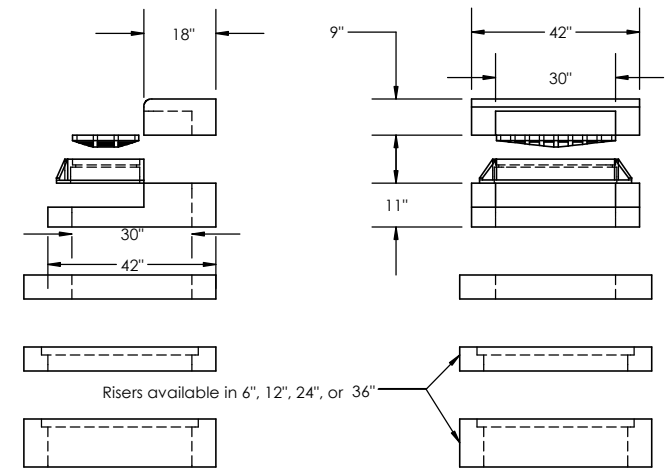
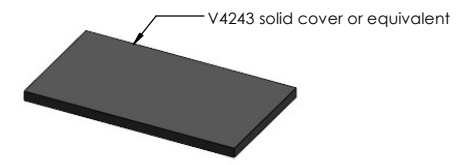


Exploded Isometric View
Scale: 1/2" = 1'

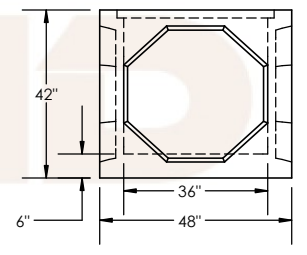
V4243-1 or equivalent

V4241 or equivalent

Accepts up to 24" Ø RCP



Front View
Scale 1/4" = 1'



Side View
Scale 1/4" = 1'

Cast Iron		
Type B Frame	3017BF	220
Type B Grate	3017BG	130
Type B Solid Cover	3017SC	255

Concrete
28 day compressive strength of 4,500 PSI
Bottoms to be monolithic at floor and at first stage of wall

Cement
Per ASTM C150: Type I

Cast Iron
Meets ASTM A48 and CL35B Standards

Loading
6.5' max depth
Water table 5' below grade

Reinforcement
Rebar per ASTM A615 Grade 60
Wire Mesh per ASTM A1064

PROPRIETARY AND CONFIDENTIAL
THE INFORMATION CONTAINED IN THIS DRAWING IS THE SOLE PROPERTY OF ROCK SOLID PRECAST, LP. ANY REPRODUCTION IN PART OR AS A WHOLE WITHOUT THE WRITTEN PERMISSION OF ROCK SOLID PRECAST, LP IS PROHIBITED.

Rock Solid Precast, L.P.

11393 Sleepy Hollow Road PO Box 8066
Conroe, TX 77385 The Woodlands, TX 77387
(281) 364-7474

TITLE
36" x 36" Type B Curb Submittal

DWG. NO. 36B Curb Drawing Submittal
DRAWN CHECKED WEIGHT
MKK MKK Varies