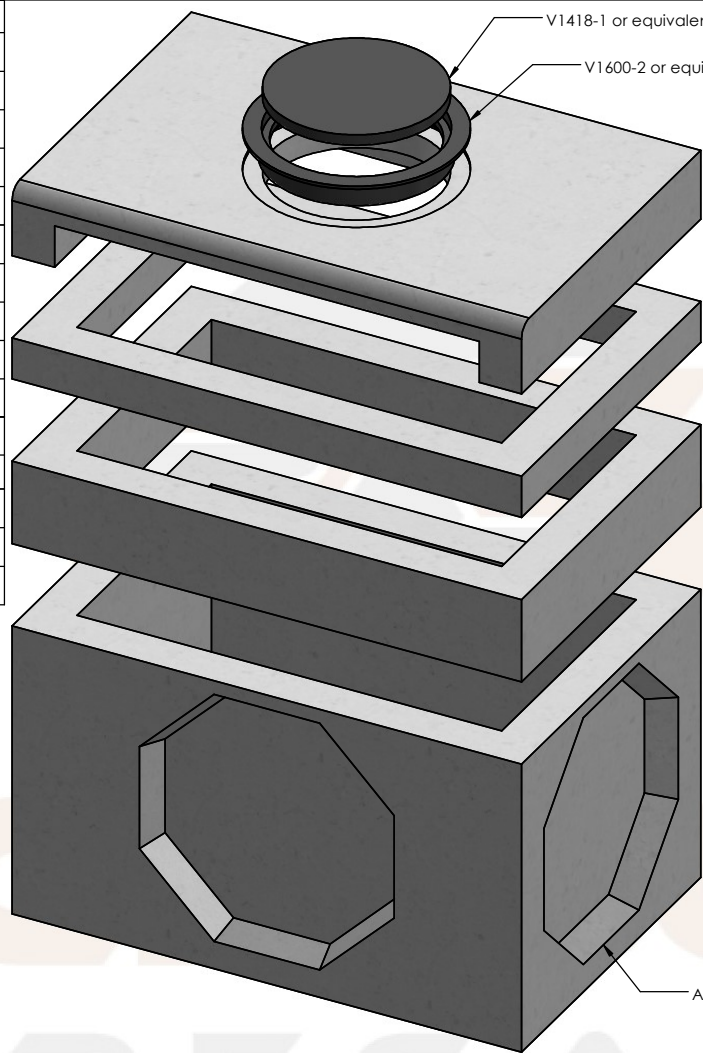
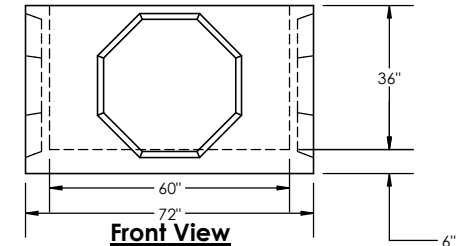

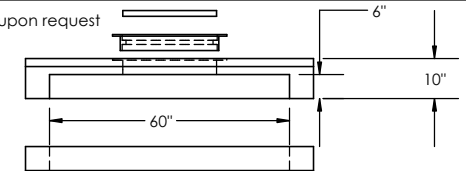


Description	Product Code	Weight (Lbs.)
<b>Bases</b>		
36" x 60" x 36" ID Base	366036B	5,850
36" x 60" x 36" ID Knockout Base	366036BKO	4,480
36" x 60" x 48" ID Base	366048B	7,200
36" x 60" x 48" ID Knockout Base	366048BKO	5,830
<b>Risers</b>		
36" x 60" x 6" Riser	36606R	675
36" x 60" x 12" ID Riser	366012R	1,350
36" x 60" x 24" Riser	366024R	2,700
36" x 60" x 36" Riser	366036R	4,050
<b>Top Section</b>		
30" x 60" x 10" C Curb Top	366010CT	1,525
<b>Cast Iron</b>		
23.5" Ring	235RR	175
23.5" Cover	235C	75



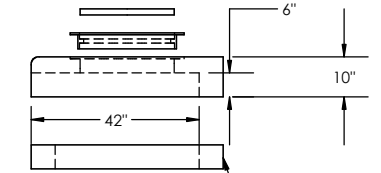
**Exploded Isometric View**

Scale: 1/2" = 1'

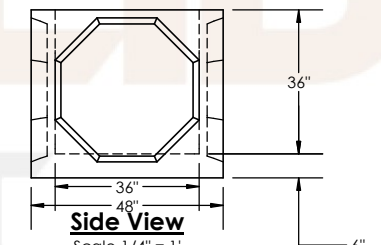


**Front View**

Scale 1/4" = 1'



Risers available in 6", 12", 24" or 36"



**Side View**

Scale 1/4" = 1'

**Concrete**  
28 day compressive strength of 4,500 PSI  
Bottoms to be monolithic at floor and at first stage of wall

**Cement**  
Per ASTM C150: Type I

**Design**  
6' maximum depth

**Cast Iron**  
Meets ASTM A48 and CL35B Standards

**Reinforcement**  
Rebar per ASTM A615 Grade 60  
Wire Mesh per ASTM A1064

**PROPRIETARY AND CONFIDENTIAL**  
THE INFORMATION CONTAINED IN THIS DRAWING IS THE SOLE PROPERTY OF ROCK SOLID PRECAST, LP. ANY REPRODUCTION IN PART OR AS A WHOLE WITHOUT THE WRITTEN PERMISSION OF ROCK SOLID PRECAST, LP IS PROHIBITED.

**Rock Solid Precast, L.P.**

11393 Sleepy Hollow Road PO Box 8066  
Conroe, TX 77385 The Woodlands, TX 77387

(281) 364-7474

TITLE	
36" x 60" C Curb Submittal	
DWG. NO.	3660C Curb Submittal Drawing
DRAWN	CHECKED
MKK	WEIGHT
	Varies