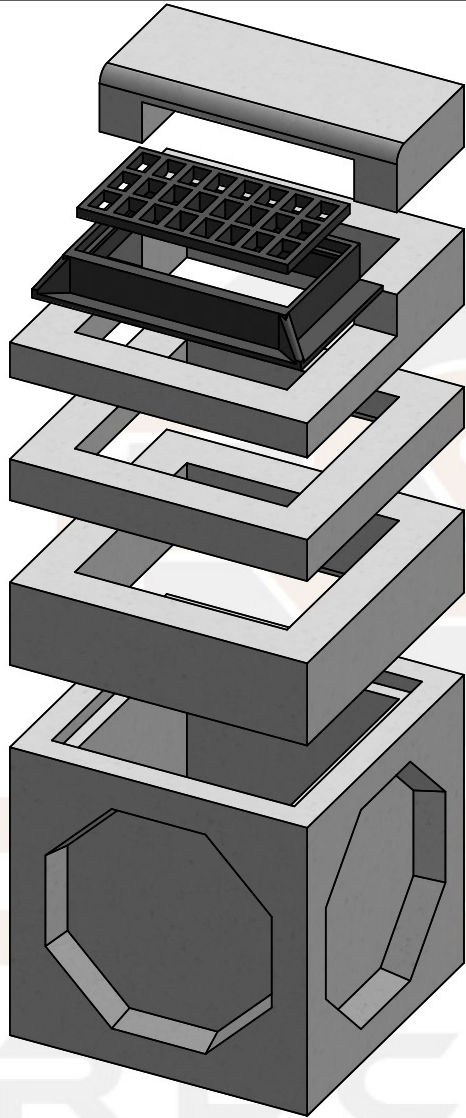
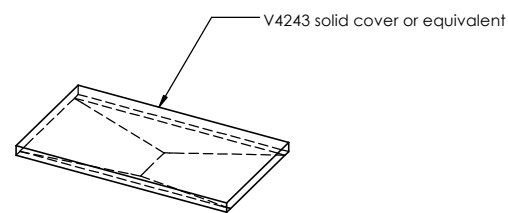
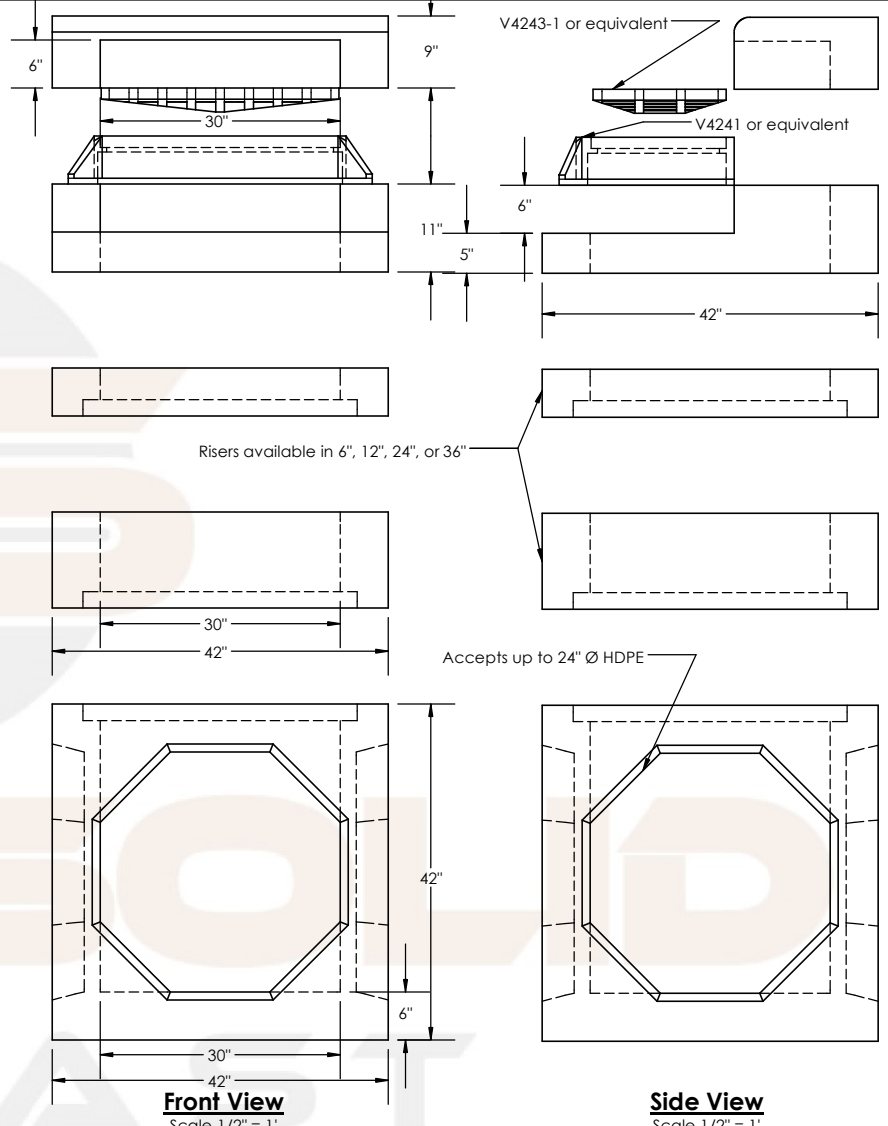


Description	Product Code	Weight (Lbs.)
Bases		
30" x 30" x 36" ID Knockout Base	303036BKO	2,465
30" x 30" x 36" ID Base	303036B	3,570
30" x 30" x 48" ID Knockout Base	303048BKO	3,365
30" x 30" x 48" ID Base	303048B	4,470
Risers		
30" x 30" x 6" ID Riser	30306R	400
30" x 30" x 12" ID Riser	303012R	850
30" x 30" x 24" Riser	303024R	1,750
30" x 30" x 36" ID Riser	303036R	2,650
Mid Section		
30" x 30" x 11" Mid Section	303011M	585
Top Section		
18" x 42" x 9" Top	18429CT	400
Cast Iron		
Type B Frame	3017BF	220
Type B Grate	3017BG	130
Type B Solid Cover	3017SC	255



Exploded Isometric View
Scale: 1/2" = 1'



Isometric View
Scale 1/2" = 1'

Concrete
28 day compressive strength of 4,500 PSI
Bottoms to be monolithic at floor and at first stage of wall

Cement
Per ASTM C150: Type I/II

Design
Per ASTM C913
Standard configurations verified for up to 7.5' maximum

Cast Iron
Meets ASTM A48 and CL35B Standards

Reinforcement
Rebar per ASTM A615 Grade 60
Wire Mesh per ASTM A1064

PROPRIETARY AND CONFIDENTIAL
THE INFORMATION CONTAINED IN THIS DRAWING IS THE SOLE PROPERTY OF ROCK SOLID PRECAST, LP. ANY REPRODUCTION IN PART OR AS A WHOLE WITHOUT THE WRITTEN PERMISSION OF ROCK SOLID PRECAST, LP IS PROHIBITED.

Rock Solid Precast, L.P.

11393 Sleepy Hollow Road
Conroe, TX 77385

PO Box 8066
The Woodlands, TX 77387

(281) 364-7474

TITLE

30" x 30" Type B Curb Submittal

DWG. NO.
30B Curb Drawing Submittal

DRAWN CHECKED WEIGHT
MKK _____ Varies